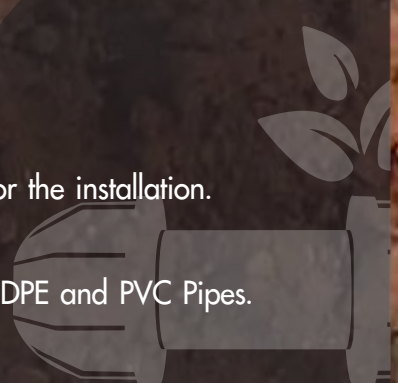


## Agricultural Water Pipe and Fitting

is the connector which is designed to install on the main HDPE or PVC pipe for connecting the split pipes. It made from Polypropylene with the rubber gaskets for preventing the leakage.

Features :-

1. Easy to install.
2. Save the time for the installation.
3. Rustless.
4. Applicable to HDPE and PVC Pipes.
5. Long lifetime.
6. Reasonable Price.



# PE Connector

is used with PE Pipe (white strip) sizes 16-32 mm. and suitable for agricultural applications and piping works. It should be used with PE Pipe clip more strength.

## PE Straight Connector



Code Number	Size (mm.x mm.)	Pack Size (bag)
350-10	16x16	100
350-11	20x20	100
350-12	25x25	100
350-13	32x32	100
350-14	20x16	100
350-15	25x20	100
350-16	32x20	100
350-17	32x25	100

## PE Straight Connector Male Thread



Code Number	Size (inch x mm.)	Pack Size (bag)
350-20	1/2"x16	100
350-21	3/4"x16	100
350-22	1/2"x20	100
350-23	3/4"x20	100
350-24	1/2"x25	100
350-25	3/4"x25	100
350-26	1"x32	100

## PE Elbow Connector



Code Number	Size (mm)	Pack Size (bag)
350-30	16	100
350-31	20	100
350-32	25	100
350-33	32	50

## PE End Plug



Code Number	Size (mm)	Pack Size (bag)
396-16	16	100
396-20	20	100
396-25	25	100

## PE Elbow Male Thread



Code Number	Size (inch x mm)	Pack Size (bag)
350-40	1/2"x16	100
350-41	1/2"x20	100
350-42	1/2"x25	100
350-43	3/4"x16	100
350-44	3/4"x20	100
350-45	3/4"x25	100
350-46	1"x32	50

## PE Tee Connector



Code Number	Size (mm x mm x mm)	Pack Size (bag)
350-50	16x16x16	100
350-51	20x20x20	100
350-52	25x25x25	100
350-53	20x16x20	100
350-54	25x16x25	100
350-55	25x20x25	100
350-56	32x20x32	50
350-57	32x25x32	50
350-58	32x32x32	50

## PE Tee Connector Male Thread



Code Number	Size (mm x inch x mm)	Pack Size (bag)
350-60	16x1/2"x16	100
350-61	20x1/2"x20	100
350-62	25x1/2"x25	100
350-63	16x3/4"x16	100
350-64	20x3/4"x20	100
350-65	25x3/4"x25	50
350-66	32x1"x32	50

## PE 4 Ways Connector



Code Number	Size (mm)	Pack Size (bag)
350-00	20	100
350-01	25	100
350-02	32	50

## PE 4 Ways Reducer Connector



Code Number	Size (mm x mm)	Pack Size (bag)
350-03	20x16	100
350-04	25x16	100
350-05	25x20	100
350-06	32x16	50
350-07	32x20	50
350-08	32x25	50

## PE 7 Ways Connector



Code Number	Size (inch x mm)	Pack Size (bag)
350-120	3/4"x16	100
350-121	3/4"x20	100
350-122	1"x16	100
350-123	1"x20	100





## PE End Hose Clip




Code Number	Size (mm)	Pack Size (bag)
379-16P	16	100
379-20P	20	100
379-25P	25	100

## PE Pipe Clip




Code Number	Size (mm)	Pack Size (bag)
379-16	16	100
379-20	20	100
379-25	25	100



## TIPS

## How to use End Hose Clip

1. Insert the end of PE Pipe into a hole of the clip.
2. Fold the end of pipe and insert into another hole of the clip.



## TIPS

## How to use Pipe Clip

1. Insert the end of PE Pipe into the clip before install the PE Connector.
2. Insert the pipe to the connector, then swipe the clip to the connector tightly.
3. The narrow side of the clip is facing to the connector.

# PVC-PE Pipe Connector

is suitable for converting PVC Pipe to PE Pipe, e.g. to connect the split PE Pipes from PVC main pipe. This connector saves the cost and time of piping.

## Straight Connector Socket PVC Pipe-PE



Code Number	Size (inch x mm)	Pack Size (bag)
350-90	1/2"x16	100
350-91	1/2"x20	100
350-911	1/2"x25	100
350-92	3/4"x16	100
350-93	3/4"x20	100
350-94	3/4"x25	100

## Straight Connector Socket PVC Fitting-PE



Code Number	Size (inch x mm)	Pack Size (bag)
350-95	1/2"x16	100
350-96	1/2"x20	100
350-969	1/2"x25	100
350-97	3/4"x16	100
350-98	3/4"x20	100
350-99	3/4"x25	100
350-991	1"x16	100
350-992	1"x20	100
350-993	1"x25	100
350-994	1"x32	50

## PVC-PE Straight Connector



Code Number	PVC Size (inch)	PE Size (mm)	Pack Size (bag)
350-957	connect to fitting 1/2"	16,20,25	100
350-959	connect to pipe 1/2" (connect to fitting 3/4")	16,20,25	100



Elbow Connector Socket PVC Pipe + PE (PVC Fitting 3/4")



Code Number	Size (inch x mm)	Pack Size (bag)
350-70	1/2"x20	100
350-71	1/2"x25	100
350-72	3/4"x20	100
350-73	3/4"x25	100
350-74	1"x32	50

Tee Connector Socket PVC Pipe + PE (PVC Fitting 3/4")

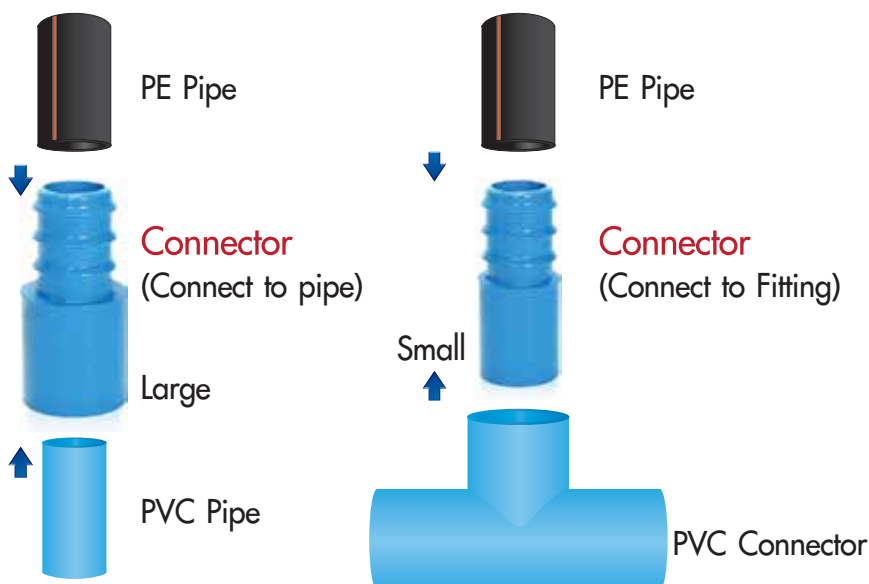


Code Number	Size (inch x mm)	Pack Size (bag)
350-80	1/2"x20	100
350-81	1/2"x25	100
350-82	3/4"x20	100
350-83	3/4"x25	100
350-84	1"x20	100
385-85	1"x25	100
350-86	1"x32	50



TIPS

Connector to pipe size 1/2" is applicable to connector to fitting size 3/4"



TIPS

How different between Connect to Pipe vs Connect to Fitting?

## PE Compression Fitting

is used with large PE Pipe, size 20-110 mm. and suitable for projects using high pressure pump 4-20 bars. It made of special grade fiber, high pressure resistant and only used with PE Pipe Chaiyo (Orange strip).

### Coupling



Code Number	Size (mm)	Pack Size (box)
353-40	20	300
353-41	25	250
353-42	32	150
353-43	50	70
353-44	63	20
353-45	40	80
353-46	75	1
353-47	90	1
353-48	110	1

### Reducing Coupling



Code Number	Size (mm x mm)	Pack Size (box)
353-50	25x20	300
353-51	32x25	150
353-52	40x32	60
353-53	50x40	70
353-54	63x50	20
353-55	75x63	1
353-58	90x63	1
353-56	90x75	1
353-57	110x90	1

### Male Adapter



Code Number	Size (mm x inch)	Pack Size (box)
353-10	20x1/2"	300
353-11	25x3/4"	250
353-12	32x1"	150
353-13	40x1 1/2"	60
353-14	50x1 1/2"	60
353-15	50x2"	60
353-16	63x2"	20
353-17	75x2 1/2"	1
353-18	90x3"	1
353-19	110x4"	11

### Female Adapter



Code Number	Size (mm x inch)	Pack Size (box)
353-20	20x1/2"	300
353-21	25x3/4"	250
353-22	32x1"	150
353-23	40x1 1/2"	60
353-24	50x1 1/2"	60
353-25	50x2"	60
353-26	63x2"	20
353-27	75x2 1/2"	1
353-28	90x3"	1
353-29	110x4"	1



## 90° Female Elbow



Code Number	Size (mm x inch)	Pack Size (box)
355-30	20x1/2"	300
355-31	25x3/4"	250
355-32	32x1"	140
355-33	40x1 1/2"	55
355-34	50x1 1/2"	35
355-35	50x2"	35
355-36	63x2"	15
355-37	75x2 1/2"	1
355-38	90x3"	1
355-39	110x4"	1

## 90° Male Elbow



Code Number	Size (mm x inch)	Pack Size (box)
355-20	20x1/2"	300
355-21	25x3/4"	250
355-22	32x1"	140
355-23	40x1 1/2"	55
355-24	50x1 1/2"	35
355-25	50x2"	35
355-26	63x2"	15
355-27	75x2 1/2"	1
355-28	90x3"	1
355-29	110x4"	1

## 90° Elbow



Code Number	Size (mm)	Pack Size (box)
355-10	20	300
355-11	25	250
355-12	32	140
355-13	40	55
355-14	50	35
355-15	63	15
355-16	75	1
355-17	90	1
355-18	110	1

## 90° Female Brass Elbow



Code Number	Size (mm x inch)	Pack Size (box)
355-40	20x1/2"	300
355-41	25x3/4"	250

## Coupling Female Brass Adapter



Code Number	Size (mm x inch)	Pack Size (box)
353-60	20x1/2"	300
353-61	25x3/4"	250



## 90° Tee



Code Number	Size (mm)	Pack Size (box)
358-10	20	200
358-11	25	180
358-12	32	110
358-13	40	50
358-14	50	30
358-15	63	15
358-16	75	1
358-17	90	1
358-18	110	1

## Reducing 90° Tee



Code Number	Size (mm x mm x mm)	Pack Size (box)
358-20	25x20x25	180
358-21	32x25x32	110
358-22	40x32x40	50
358-23	50x40x50	30
358-24	63x50x63	15
358-25	75x63x75	1
358-26	90x75x90	1
358-27	110x90x110	1

## 90° Male Tee



Code Number	Size (mm x inch x mm)	Pack Size (box)
358-30	20x1/2"x20	200
358-31	25x3/4"x25	180
358-32	32x1"x32	110
358-33	40x1 1/2"x40	50
358-34	50x1 1/2"x50	30
358-35	50x2"x50	30
358-36	63x2"x63	15
358-37	75x2 1/2"x75	1
358-38	90x3"x90	1
358-39	110x4"x110	1

## 90° Female Tee



Code Number	Size (mm x inch x mm)	Pack Size (box)
358-40	20x1/2"x20	200
358-41	25x3/4"x25	110
358-42	32x1"x32	110
358-43	40x1 1/2"x40	50
358-44	50x1 1/2"x50	30
358-45	50x2"x50	30
358-46	63x2"x63	15
358-47	75x2 1/2"x75	1
358-48	90x3"x90	1
358-49	110x4"x110	1

## 90° Female Tee Brass Adapter



Code Number	Size (mm x inch x mm)	Pack Size (box)
358-50	20x1/2"x20	200
358-51	25x3/4"x25	180

## End Plug



Code Number	Size (mm)	Pack Size (box)
353-30	20	300
353-31	25	250
353-32	32	150
353-33	50	60
353-34	63	60
353-35	40	100
353-36	75	1
353-37	90	1
353-38	110	1



PE Compression - PVC Fitting



Code Number	Size (inch x mm)	Pack Size (bag)
353-70	1/2"x20	1
353-71	3/4"x25	1
353-72	1"x32	1
353-73	1 1/4"x40	1
353-74	1 1/2"x50	1
353-75	2"x63	1

Wrench For Fitting



Plastic  
357-20-40  
357-32-63



Aluminium  
357-63-125

Code Number	Size (mm)	Pack Size (bag)
357-20-40	20-40	1
357-32-63	32-63	1
357-63-125	63-110	1

Compression Stop Valve



Code Number	Size (mm x mm)	Pack Size (box)
356-10	20x20	250
356-11	25x25	200
356-12	32x32	150

Compression Male Stop Valve



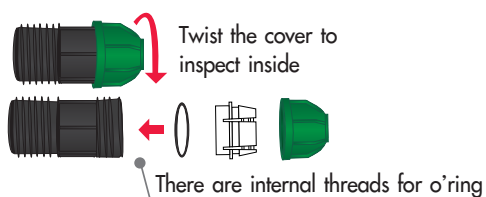
Code Number	Size (mm x inch)	Pack Size (bag)
356-VSS1	32x1"	1
356-VSS2	40x1 1/4"	1
356-VSS3	50x1 1/2"	1
356-VSS4	63x2"	1



TIPS

# How to install PE Compression Connector

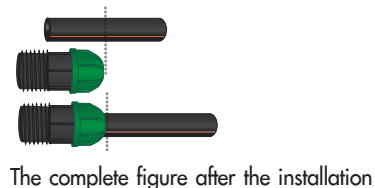
1 Twist the connector's cover



2 Cut the end of PE Pipe straightly

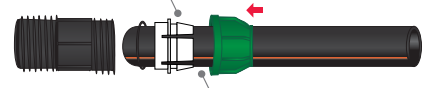


3 Measure the depth and mark it.



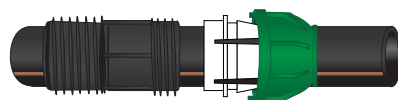
4 Insert the correct size of PE pipe into the cover and retaining ring. The end of retaining ring facing to the cover

The end of retaining ring facing to the connector's cover




The size of PE pipe must fit to the compression connector

5 Push the inserted PE Pipe into the end of the connector (through the inside o'ring)



6 Twist the cover backward tightly to finish.



The installation of PE Compression Connector

# PVC Pipe Clamp Saddles

uses with the large PVC Pipe 1 1/2"-4" and suitable for agricultural works or the projects where the PVC Pipes are installed, but need the split pipes later. By punching holes in the PVC Pipe by using Hole Saw and install a separate Clamp Saddle.

## PVC Pipe double Saddle with Female Thread



Code Number	Size (inch)		Pack Size (bag)
	main pipe (inch)	split pipe (inch)	
359-40	1 1/2"	1/2"	1
359-41	1 1/2"	3/4"	1
359-42	1 1/2"	1"	1
359-43	2"	1/2"	1
359-44	2"	3/4"	1
359-45	2"	1"	1

## PVC Pipe Clamp Saddle with PE Connector



Code Number	Size	Pack Size (bag)
	(inch x mm)	
359-60	1 1/2"x16	1
359-61	1 1/2"x20	1
359-62	1 1/2"x25	1
359-63	2"x16	1
359-64	2"x20	1
359-65	2"x25	1

## PVC Pipe Clamp Saddle with Brass Female Thread



Code Number	Size (inch)		Pack Size (bag)
	main pipe (inch)	split pipe (inch)	
359-90	1 1/2"	1/2"	1
359-91	1 1/2"	3/4"	1
359-92	2"	1/2"	1
359-93	2"	3/4"	1

## PVC Pipe Double Clamp Saddle with PE Connector



Code Number	Size	Pack Size (bag)
	(inch x mm)	
359-70	1 1/2"x16	1
359-71	1 1/2"x20	1
359-72	1 1/2"x25	1
359-73	2"x16	1
359-74	2"x20	1
359-75	2"x25	1

## PVC Pipe Double Clamp Saddle with Female Thread



Code Number	Size (inch)		Pack Size (bag)
	main pipe (inch)	split pipe (inch)	
359-50	1 1/2"	1/2"	1
359-51	1 1/2"	3/4"	1
359-52	1 1/2"	1"	1
359-53	2"	1/2"	1
359-54	2"	3/4"	1
359-55	2"	1"	1



PVC Pipe Double Clamp Saddle with Female Thread

Code Number	Size (inch)		Pack Size (bag)
	main pipe (inch)	split pipe (inch)	
359-400	2 1/2"	1/2"	1
359-401	2 1/2"	3/4"	1
359-402	2 1/2"	1"	1
359-403	2 1/2"	1 1/2"	1
359-404	2 1/2"	2"	1
359-405	3"	1/2"	1
359-406	3"	3/4"	1
359-407	3"	1"	1
359-408	3"	1 1/2"	1
359-409	3"	2"	1
359-410	3"	2 1/2"	1
359-411	4"	1/2"	1
359-412	4"	3/4"	1
359-413	4"	1"	1
359-414	4"	1 1/2"	1
359-415	4"	2"	1
359-416	4"	2 1/2"	1
359-417	4"	3"	1



Seal O'Ring

PVC Pipe Clamp Saddle with Female Thread

Code Number	Size (inch)		Pack Size (bag)
	main pipe (inch)	split pipe (inch)	
359-300	2 1/2"	1/2"	1
359-301	2 1/2"	3/4"	1
359-302	2 1/2"	1"	1
359-303	2 1/2"	1 1/2"	1
359-304	2 1/2"	2"	1
359-305	3"	1/2"	1
359-306	3"	3/4"	1
359-307	3"	1"	1
359-308	3"	1 1/2"	1
359-309	3"	2"	1
359-310	3"	2 1/2"	1
359-311	4"	1/2"	1
359-312	4"	3/4"	1
359-313	4"	1"	1
359-314	4"	1 1/2"	1
359-315	4"	2"	1
359-316	4"	2 1/2"	1
359-317	4"	3"	1



Seal O'Ring

 TIPS

## How to install Saddle Clamp



1

Punch the main pipe, the same size as the outlet hole of the clamp



2

Put the o'ring on the slot in the clamp

3

Assemble the 1st Clamp on the punched pipe, then the 2nd Clamp to the 1st Clamp



The 1st Clamp



The 2nd Clamp

4

Assemble these 2 Clamps together firmly



Lock by a nut



# PE Pipe Clamp Saddle

uses with PE Pipe Orange Strip only' in sizes of 50-110 mm and suitable for agricultural applications or the projects that are already installed PE Pipe. If need to split the pipes later can be done by punching holes and install Clamp Saddle.

## PE Pipe Clamp Saddle Female Thread



Code Number	Size		Pack Size (bag)
	main pipe (mm.)	split pipe (inch)	
359-20	50	1/2"	1
359-21	50	3/4"	1
359-22	50	1"	1
359-23	63	1/2"	1
359-24	63	3/4"	1
359-25	63	1"	1

## PE Pipe Clamp Saddle with Connector



Code Number	Size		Pack Size (bag)
	main pipe (mm.)	split pipe (mm.)	
359-01	50	16	1
359-02	50	20	1
359-03	50	25	1
359-04	63	16	1
359-05	63	20	1
359-06	63	25	1

## PE Pipe Clamp Saddle with Brass Female Thread



Code Number	Size		Pack Size (bag)
	main pipe (mm.)	split pipe (inch)	
359-80	50	1/2"	1
359-81	50	3/4"	1
359-82	63	1/2"	1
359-83	63	3/4"	1

## PE Pipe Double Clamp Saddle with Connector



Code Number	Size		Pack Size (bag)
	main pipe (mm.)	split pipe (mm.)	
359-10	50	16	1
359-11	50	20	1
359-12	50	25	1
359-13	63	16	1
359-14	63	20	1
359-15	63	25	1

## PE Pipe Double Clamp Saddle Female Thread



Code Number	Size		Pack Size (bag)
	main pipe (mm.)	split pipe (inch)	
359-30	50	1/2"	1
359-31	50	3/4"	1
359-32	50	1"	1
359-33	63	1/2"	1
359-34	63	3/4"	1
359-35	63	1"	1





## PE Pipe Double Clamp Saddle with Female Thread



Seal O'Ring

Code Number	Size		Pack Size (bag)
	main pipe (mm.)	split pipe (inch)	
359-200	75	1/2"	1
359-201	75	3/4"	1
359-202	75	1"	1
359-203	75	1 1/4"	1
359-204	75	1 1/2"	1
359-205	75	2"	1
359-206	90	1/2"	1
359-207	90	3/4"	1
359-208	90	1"	1
359-209	90	1 1/4"	1
359-210	90	1 1/2"	1
359-211	90	2"	1
359-212	90	2 1/2"	1
359-213	110	1/2"	1
359-214	110	3/4"	1
359-215	110	1"	1
359-216	110	1 1/4"	1
359-217	110	1 1/2"	1
359-218	110	2"	1
359-219	110	2 1/2"	1
359-220	110	3"	1

## PE Pipe Clamp Saddle with Female Thread



Seal O'Ring

Code Number	Size		Pack Size (bag)
	main pipe (mm.)	split pipe (inch)	
359-100	75	1/2"	1
359-101	75	3/4"	1
359-102	75	1"	1
359-103	75	1 1/4"	1
359-104	75	1 1/2"	1
359-105	75	2"	1
359-106	90	1/2"	1
359-107	90	1 3/4"	1
359-108	90	1"	1
359-109	90	1 1/4"	1
359-110	90	1 1/2"	1
359-111	90	2"	1
359-112	90	2 1/2"	1
359-113	110	1/2"	1
359-114	110	3/4"	1
359-115	110	1"	1
359-116	110	1 1/4"	1
359-117	110	1 1/2"	1
359-118	110	2"	1
359-119	110	2 1/2"	1
359-120	110	3"	1



## TIPS

## How to install various patterns of Clamp Saddle

PE Pipe Clamp Saddle Female Thread connects to PVC Fitting Male Thread



PE Pipe Clamp Saddle Female Thread connects to Sprinkler Male Thread

PVC-PE Pipe Clamp Saddle connects to PE Pipe without cutting pipe



PVC Pipe Clamp Saddle Female Thread connects to Sprinkler Male Thread

PVC Pipe Clamp Saddle Female Thread connects to Nipple Male Thread with Sprinkler Female Thread

# PP Connector

is made of PP Plastic with high flexible and and reasonable price Suitable for worthiness works and cost saving control.



## Straight Connector to PVC Pipe Male Thread

Code Number	Color	Size (inch)	Pack Size (bag)
306-06B	black	1/2"	100
306-06	blue	1/2"	100
306-07	blue	3/4"	100

## PP Nipple Male Thread



Code Number	Size (inch)	Pack Size (bag)
351-70	1/2"	100
351-71	3/4"	100
351-72	1"	100
351-73	1 1/2"	50
351-74	2"	50

## PP Reducer Nipple Male Thread



Code Number	Size (inch x inch)	Pack Size (bag)
351-80	3/4"x1/2"	100
351-81	1"x3/4"	100
351-82	1 1/2"x1"	100
351-83	2"x1 1/2"	50

## PP Reducer Male-Female Thread



Code Number	Size (inch)		Pack Size (bag)
	male thread	female thread	
351-30	3/4"	1/2"	100
351-31	1"	1/2"	100
351-32	1"	3/4"	100
351-33	1 1/2"	1/2"	100
351-34	1 1/2"	3/4"	100
351-35	1 1/2"	1"	100
351-36	2"	1/2"	50
351-37	2"	3/4"	50
351-38	2"	1"	50
351-39	2"	1 1/2"	50

## PP End Plug Male Thread



Code Number	Size (inch)	Pack Size (bag)
351-90	1/2"	100
351-91	3/4"	100
351-92	1"	50
351-93	1 1/2"	50
351-94	2"	50

## Round Reducer Connector Female Thread



Code Number	Size (inch x inch)	Pack Size (bag)
306-03	3/4"x1/2"	100
306-05	1"x3/4"	100



## PP 4 Ways Female Thread



Code Number	Size (inch)	Pack Size (bag)
351-25	1/2"	100
351-26	3/4"	50
351-27	1"	50

## PP 3 Ways Female Thread



Code Number	Size (inch)	Pack Size (bag)
351-20	1/2"	100
351-21	3/4"	100
351-22	1"	50

## PP Union Connector Female Thread



Code Number	Size (inch)	Pack Size (bag)
356-20	3/4"	100
356-21	1"	100
356-22	1 1/2"	100
356-23	2"	50

## PP Elbow 90° Female Thread



Code Number	Size (inch)	Pack Size (bag)
351-10	1/2"	100
351-11	3/4"	100
351-12	1"	50
351-13	1 1/2"	20
351-14	2"	20

## PE Connector with Rubber Gasket



Code Number	Size (mm)	Pack Size (bag)
377-16	16	100
377-20	20	100
377-25	25	100